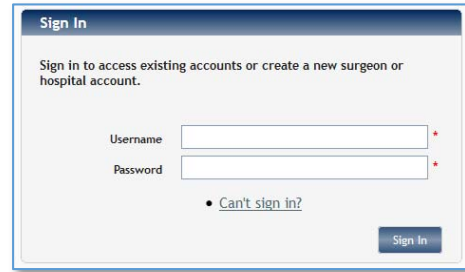


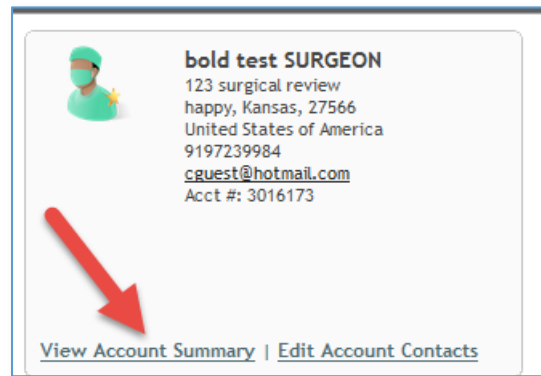
Log in to the SRC account management system:

1. Open a browser and go to the page: <https://excellence.surgicalreview.org/Login>
2. Enter your user name and password.
3. Click Sign In.

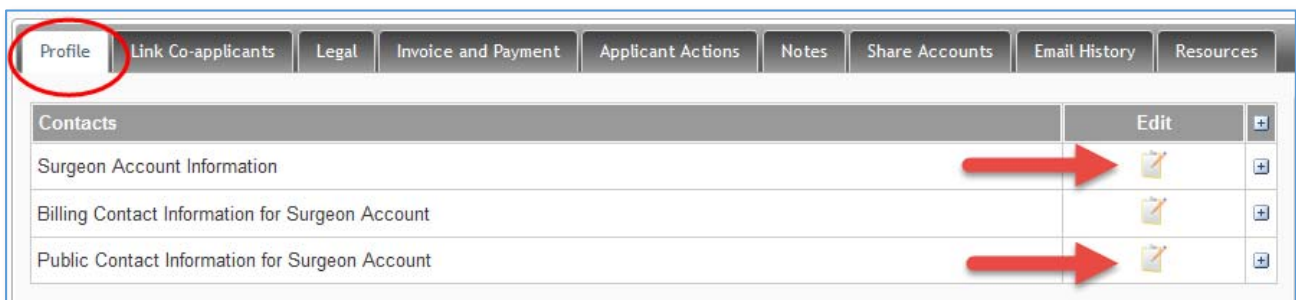


To update the information on SRC's website you must update the both the **MAIN** and **PUBLIC** contact information in your account top and bottom contacts. For surgeons, this means you must update BOTH your **Surgeon** and **Practice** contact information.

1. Click View Account Summary on the account you wish to open.



2. On the Profile tab, click the edit icon to the right of the Main account contact (top contact).
3. Update all information then click save and next until you reach the Public contact.
4. Update all information then click save and exit.



5. If you need to update more than one account, click the HOME button on the top left and repeat the steps above. SRC's website will be updated within 24-48 hours.

