



**SURGICAL REVIEW
CORPORATION**

COE System Help Guide: System Requirements & Pop-Ups

INTRODUCTION

SRC's proprietary, online center of excellence (COE) system allows users to register, create accounts and submit applications. The COE system functions with Microsoft Internet Explorer (IE) version 7 or higher and Mozilla Firefox 3.0 or higher.

The system uses pop-ups and all registered users must add www.surgicalreview.org to their list of trusted sites so that they are able to accept pop-ups.

This help guide provides general information on the COE system requirements and how you can establish SRC as a trusted site so that you will receive pop-ups. *If you do not have administrative permissions to change system settings on your computer, please forward this document to the network/system administrator in your IT department.*

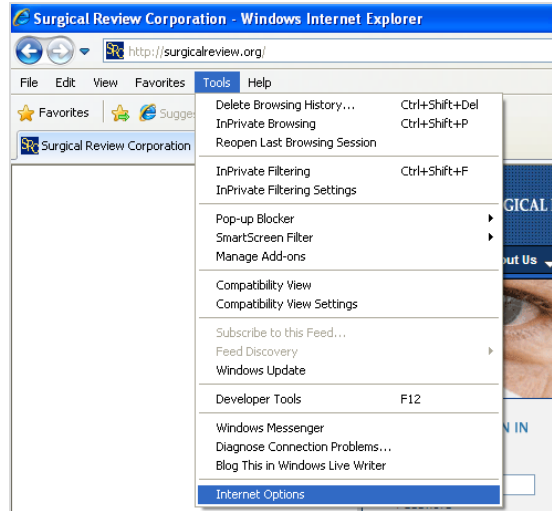
BEFORE YOU BEGIN

For information on how to register a user and login as well as create and manage accounts, please refer to the ["User Registration & Account Creation Help Guide."](#)

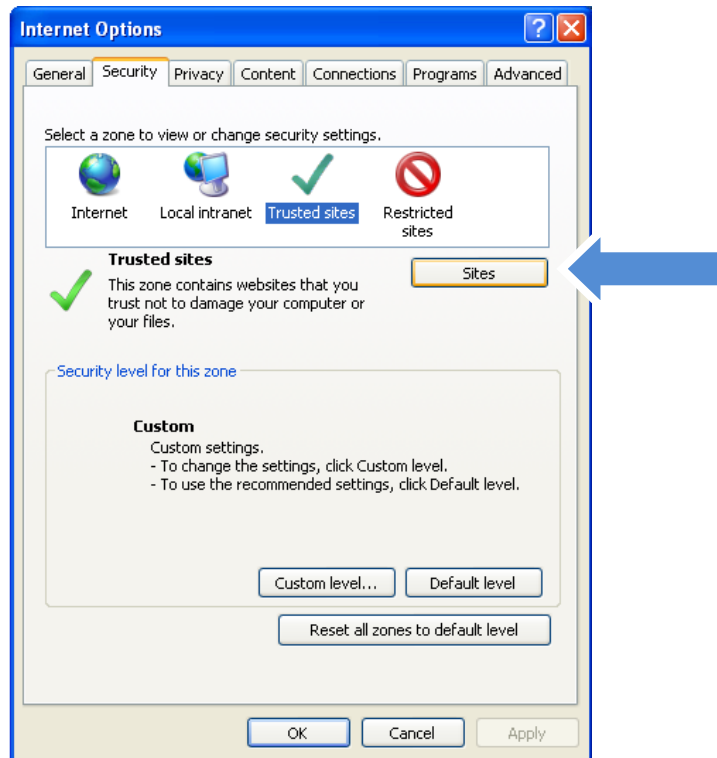
For information on how to complete the online application for provisional status and designation, please refer to the ["Application – Getting Started Help Guide."](#)

INTERNET EXPLORER (IE)

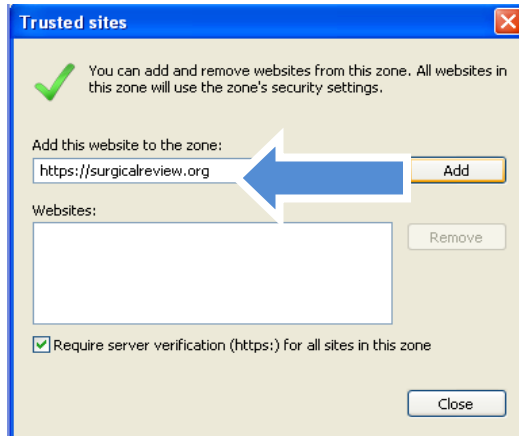
1. When using Internet Explorer, navigate to the "Tool" menu and select "Internet Options" from the drop-down list (shown on following page). Note that you can also access Internet Options through your Windows control panel (not shown).



2. Click on the "Security" tab and select the "Trusted Sites" section to change your security settings.

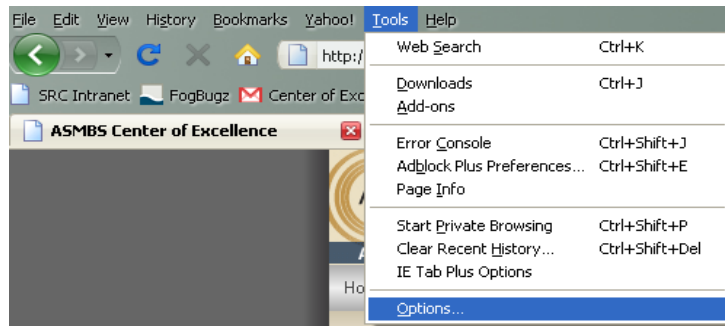


3. Click the "Sites" button (shown on following page).
 - Enter www.surgicalreview.org when it prompts you to provide the web address.
 - Click the "Add" button to include SRC's website on your system's list of trusted sites approved for pop-ups.
 - Click the "Close" button to exit.



FIREFOX

1. When using Mozilla Firefox, navigate to the "Tools" menu and select "Options" from the drop-down list.



4. Click on the "Content" section and select "Exceptions" to change your system's list of trusted site approved for pop-ups.
 - Enter www.surgicalreview.org.
 - Click the "OK" button to exit.
 - Note: You *do not* have to uncheck the "Block pop-up windows" option.

